

ReSound LINX 3D™



LTMIH-S

Productbeschrijving

Mic-in-Helix 10A battery size (MIH-S) hearing aids are available in 4 power levels: Low Power (LP), Medium Power (MP), High Power (HP) en Ultra Power (UP).

ReSound’s Smart Range Cloud Dual Processing platform enables Surround Sound by ReSound™ sound quality.

The MIH-S model features options for Push Button and Volume Control.

The ReSound LiNX 3D MIH-S hearing aid components and faceplates are iSolate™ nanotech coated for optimum durability.

modelleren	LT9 MIH-S*	LT7 MIH-S**	LT5 MIH-S***
Device Configurations			
Batterijtype	10A		
Power levels	LP, MP, HP en UP		
Kleuren	5		
Audiologische functies			
WARP compression (WDRC) - number of channels	17	14	12
Environmental Optimizer II	●	-	-
Envnironmental Optimizer	-	●	-
Noise Tracker II lawaaionderdrukking	●	⊙	○
Expansie	●	⊙	○
Sound Shaper	●	●	●
DFS Ultra II	●	●	●
- Muziekmodus	●	●	●
Acceptatie Manager	●	●	●
Low Frequency Boost (Only UP)	●	●	○
Amplification Strategy (WDRC/Semi-linear/Linear - Only UP)	●	●	⊙
Tinnitus Sound Generator	●	●	●
Features			
Smart Start	●	●	●
Phone Now	●	●	●
ReSound Assist			
Remote Fine Tuning	●	⊙	○
Remote Firmware Updates	●	●	●
Aanpassing			
Fitting Software Smart Fit™ 1.0 or higher	●	●	●
Volledig flexibele programma's	4	4	4
Safeguard Feedback Control	●	●	●
Satisfaction Journal	●	●	●
*LT9MIH-S-UP, LT9MIH-S-HP, LT9MIH-S-MP, LT9MIH-S-LP **LT7MIH-S-UP, LT7MIH-S-HP, LT7MIH-S-MP, LT7MIH-S-LP ***LT5MIH-S-UP, LT5MIH-S-HP, LT5MIH-S-MP, LT5MIH-S-LP			

○ Basis

⊙ Geavanceerd

● Ultiem

Patenten in aanvraag

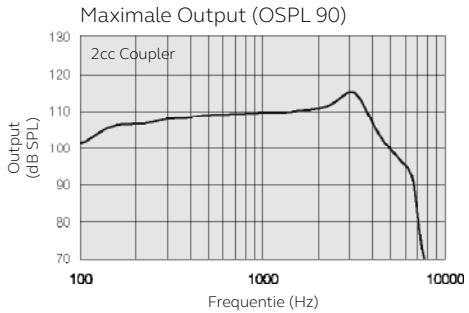
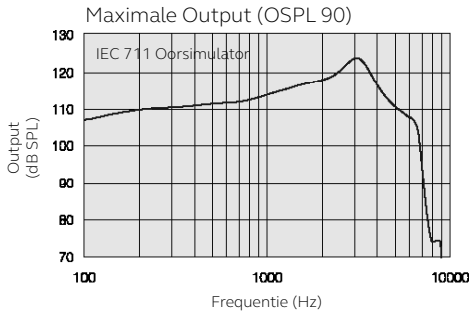
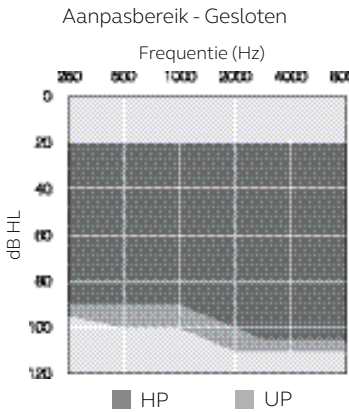
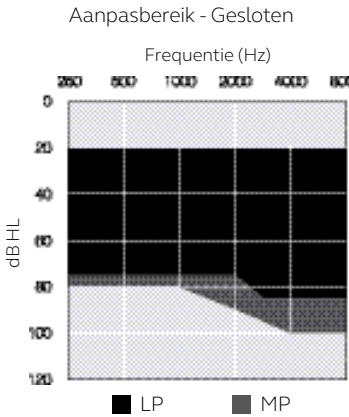
Alle specificaties kunnen zonder kennisgeving gewijzigd worden

400634002-NL-16.05-Rev.A

Technische specificaties TSG

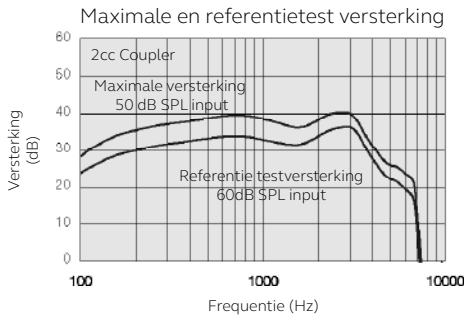
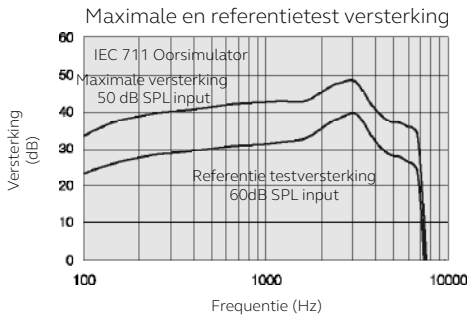
		LTMIH-S (LP)		
		IEC 60118-0 2nd IEC 711 Oorsimulator	IEC 60118-0 3rd IEC 60118-7 ANSI S3.22 2cc Coupler	
Referentietest versterking (60 dB SPL input)	1600 Hz/HFA	33	33	dB
Maximale versterking (50 dB SPL input)	Max. 1600 Hz/HFA	49 43	40 38	dB
Maximale output (90 dB SPL input)	Max. 1600 Hz/HFA	124 117	115 110	dB SPL
Harmonische vervorming	500 Hz 800 Hz 1600 Hz	0,4 0,7 0,8	0,6 0,6 1,0	%
Luisterspoel gevoeligheid (1 mA / m input) HFA – SPLIV @ 31.6 mA/m (ANSI) Maximale luisterspoelgevoeligheid @ 1mA/m	Max. HFA 1600 Hz/HFA	N.v.t. N.v.t.	N.v.t. N.v.t.	dB SPL
Ruis-equivalente ingangsdruk		22	21	dB SPL
Frequentiebereik (DIN 45605/ANSI)		100-7120	100-6960	Hz
Stroomverbruik (stand-by/in werking, features uit)		1,1	1,3	mA

Data in accordance with IEC60118-0 Edition3.0 2015-06, IEC60118-7 and ANSI S3.22-2009, supply Voltage 1.3V.

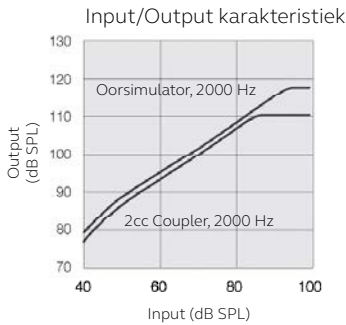


Opmerkingen:
O.E.S. = Ingesloten oorsimulator
2cc = 2 cm³ coupler
Pi = Akoestisch inputsignaal

Basisinstellingen:
Volledige versterking, referentietestversterking
MPO = Maximale Power Output
Maximale bandbreedte



Measured according to IEC60118-0 Edition3.0 2015-06 at 1.3 V, impedance 6.2 ohms and 23°C on 2cc coupler. Resp. on 2cc according to IEC60118-7 Second edition 2005-10 and ANSI/ASA S3.22-2009 (HFA average calculated at 1000 Hz, 1600 Hz and 2500 Hz; 0 dB SPL sound pressure equals 20µPa). Alle metingen zonder DSP-functies geactiveerd tenzij anders aangegeven
Measurement on O.E.S according to IEC711 1981 According to IEC60118-0 Edition 2 1983 and amendment 1 1994 .



Internationaal Hoofdkantoor
ReSound A/S
Lautrupbjerg 7
DK-2750 Ballerup, Denmark
Tel.: +45 45 75 11 11
Fax: +45 45 75 11 19
www.resound.com
CVR no. 55082715

GN HEARING Benelux B.V.
Resound
Postbus 85
NL-6930 AB Westervoort
Tel.: +31 26 319 5000
info@gnresound.nl
www.resound.com

Contactgegevens België
Tel: +32 (0)2 513 55 91
Fax: +32 (0)2 502 04 09
info@gnresound.be
www.resound.com



Technische specificaties TSG

		LTMIH-S (MP)		
		IEC 60118-0 2nd IEC 711 Oorsimulator	IEC 60118-0 3rd IEC 60118-7 ANSI S3.22 2cc Coupler	
Referentietest versterking (60 dB SPL input)	1600 Hz/HFA	40	36	dB
Maximale versterking (50 dB SPL input)	Max. 1600 Hz/HFA	59 50	50 45	dB
Maximale output (90 dB SPL input)	Max. 1600 Hz/HFA	127 121	119 113	dB SPL
Harmonische vervorming	500 Hz 800 Hz 1600 Hz	0,5 0,9 1,0	0,7 0,8 0,9	%
Luisterspoel gevoeligheid (1 mA / m input) HFA – SPLIV @ 31.6 mA/m (ANSI) Maximale luisterspoelgevoeligheid @ 1mA/m	Max. HFA 1600 Hz/HFA	N.v.t. N.v.t.	N.v.t. N.v.t.	dB SPL
Ruis-equivalente ingangsdruk		24	21	dB SPL
Frequentiebereik (DIN 45605/ANSI)		100-7170	100-7170	Hz
Stroomverbruik (stand-by/in werking, features uit)		1,1	1,3	mA

Data in accordance with IEC60118-0 Edition3.0
2015-06, IEC60118-7 and ANSI S3.22-2009, supply
Voltage 1.3V

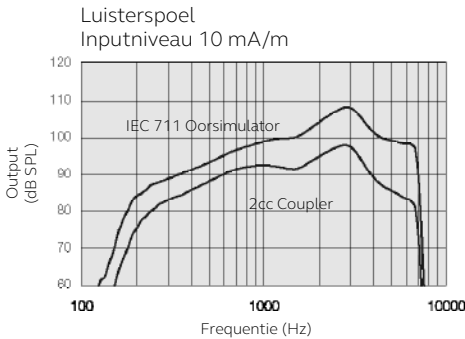
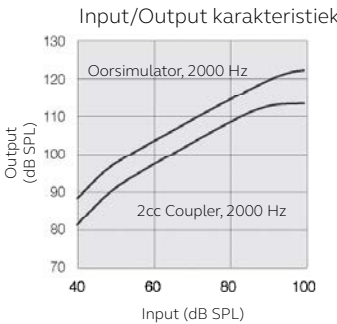
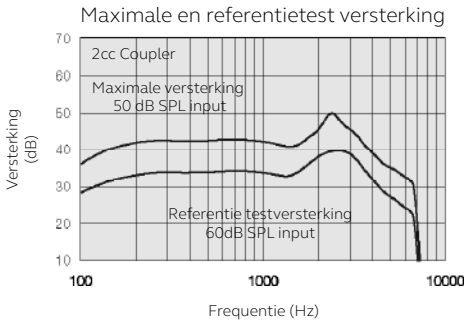
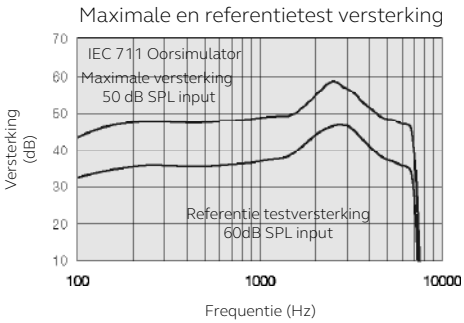
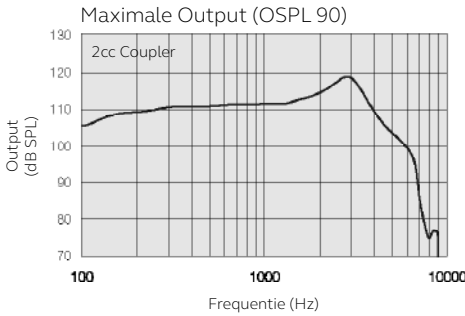
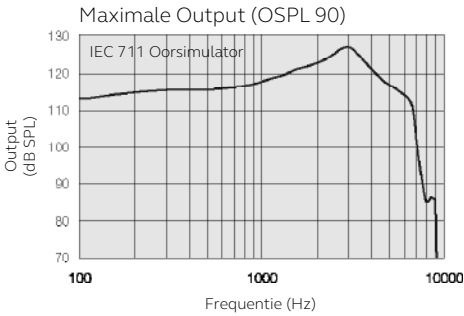
Technische specificaties TSG

		LTMIH-S (HP)		LTMIH-S (UP)		
		IEC 60118-0 2nd IEC 711 Oorsimulator	IEC 60118-0 3rd IEC 60118-7 ANSI S3.22 2cc Coupler	IEC 60118-0 2nd IEC 711 Oorsimulator	IEC 60118-0 3rd IEC 60118-7 ANSI S3.22 2cc Coupler	
Referentietest versterking (60 dB SPL input)	1600 Hz/HFA	47	43	59	49	dB
Maximale versterking (50 dB SPL input)	Max. 1600 Hz/HFA	69 59	60 54	79 70	70 63	dB
Maximale output (90 dB SPL input)	Max. 1600 Hz/HFA	130 126	121 120	137 136	130 125	dB SPL
Harmonische vervorming	500 Hz 800 Hz 1600 Hz	0,6 1,3 0,8	0,4 0,7 0,5	0,5 1,4 0,4	0,5 1,0 0,2	%
Luisterspoel gevoeligheid (1 mA / m input) HFA – SPLIV @ 31.6 mA/m (ANSI) Maximale luisterspoelgevoeligheid @ 1mA/m	Max. HFA 1600 Hz/HFA	N.v.t. N.v.t.	N.v.t. N.v.t.	N.v.t. N.v.t.	N.v.t. N.v.t.	dB SPL
Ruis-equivalente ingangsdruk		22	20	24	20	dB SPL
Frequentiebereik (DIN 45605/ANSI)		100-6930	100-6770	140-4720	100-4700	Hz
Stroomverbruik (stand-by/in werking, features uit)		1,2	1,2	1,1	1,1	mA

Data in accordance with IEC60118-0 Edition3.0
2015-06, IEC60118-7 and ANSI S3.22-2009, supply
Voltage 1.3V

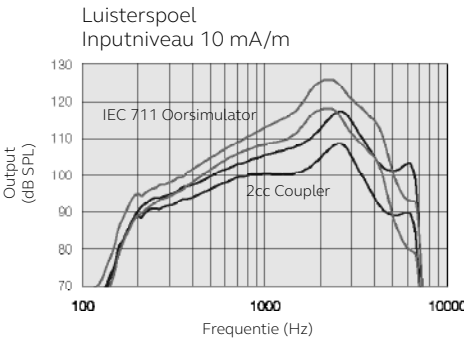
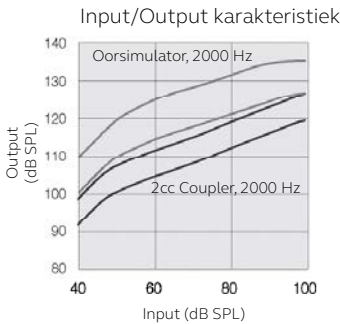
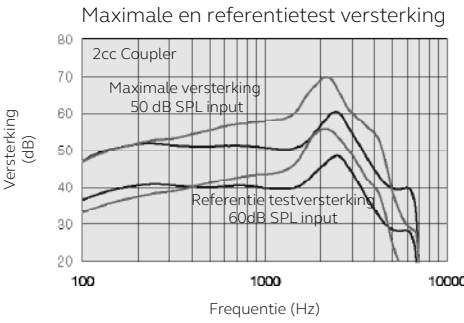
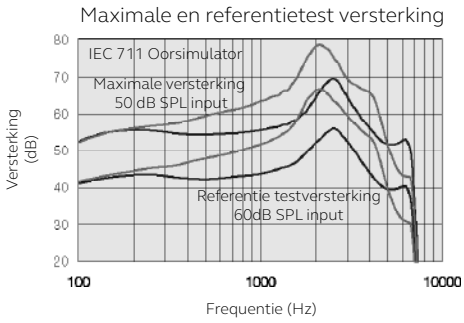
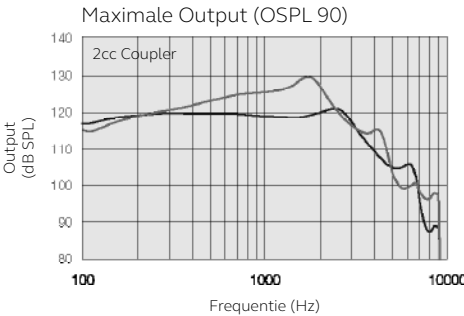
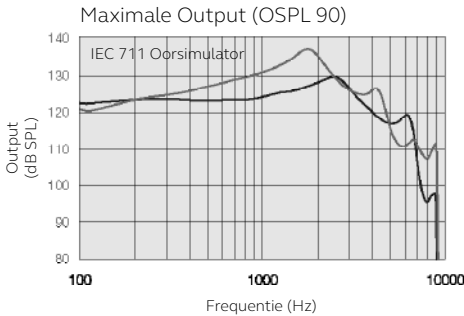
Patenten in aanvraag

Alle specificaties kunnen zonder kennisgeving gewijzigd worden



Patenten in aanvraag

Alle specificaties kunnen zonder kennisgeving gewijzigd worden



HP
UP